



TECHNOLOGY PROGRAMS TO USE AT HOME TO

BUILD SKILLS

Students may access digital programs from home through a single sign-on process with **Clever**.

Login at <https://clever.com/in/dorchester2>

To get started, follow these three steps:

1. Navigate to the address above.
2. Log in with **Active Directory**.
3. Follow directions on the right.












*If UN/PW outside of Clever is required, it is noted below.

Active Directory Login Credentials

Sign-in: STUDENTUSERNAME@dorchester2.k12.sc.us

Password: STUDENT COMPUTER PASSWORD

*Although students have an email address, they do not have access to district email at this time. They are not able to send or receive email.

District Resources		Other Resources	
	Apex Tutorials Subjects: All Core ELA, Math, Science, Social Studies		Brainpop Subjects: All UN – ROMS2020 PW – ROMS2020!
	Edmentum Subjects: ELA & Math		Discovery Education Subjects: All
	Explore Learning Subjects: Science & Math		Kahn Academy Subjects: All
	Math Nation Subjects: Math		TypeTastic Applicable Grades: 6 th only Highlights: Students practice keyboarding and typing skills
	Office 365 Subjects: All Highlight: Students access Microsoft Teams through Office 365.		Typing.com Applicable grades: 6-8 LOGIN: dd2.computerlogin PW: computer login Example: dd2.jdoe ; Abc12
	Unified Classroom Subjects: All Highlight: Students can check grades and activity feed for specific classes.		

Additional programs are available on your child's Clever dashboard on each teacher's page.

School e-Office Hours: 10:00-11:00am and 2:00-3:00pm. Teachers will be available to answer questions regarding instruction.