



TCA TEST PREP FOR STUDENTS

PREPARE FOR THE ACT

This document will show students how to login, take a practice test, see their pretest results, and practice skills needed for the ACT.

This document is for: High School Students

Revised: December 1, 2013

HOME PAGE: TCA TEST PREP

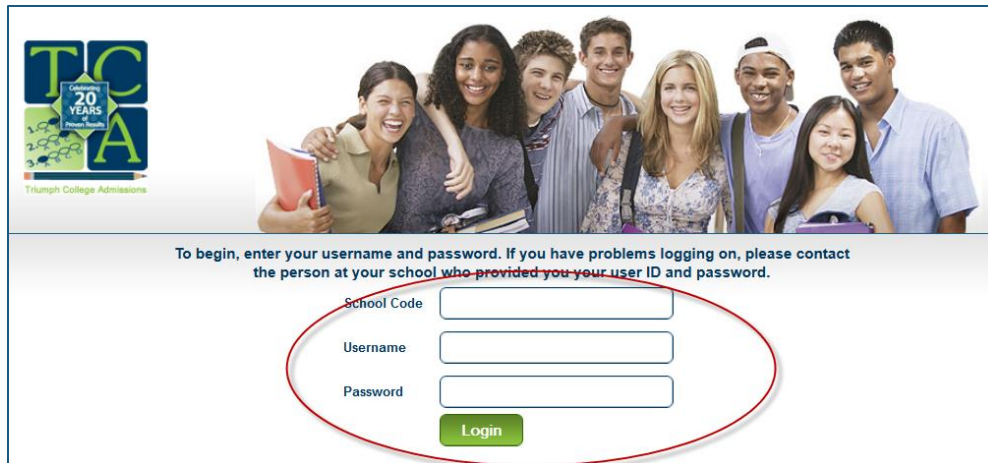
Click on the TCA Test Prep link from your school's website homepage (left tabs) or use this link: <http://www.tcaprep.com/nsg/index.php/> **You will need the school code:**

ARHS: 1628136424

FDHS: 1628136425

SHS: 16572

Log in using your student ID number as the Username and the Password.



To begin, enter your username and password. If you have problems logging on, please contact the person at your school who provided you your user ID and password.

School Code

Username

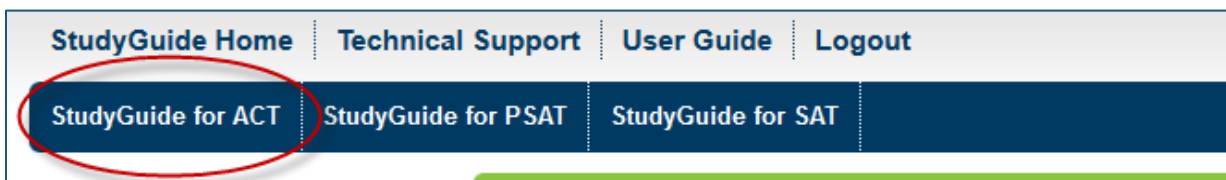
Password

Login

ACT TAB

This website offers help with ACT/PSAT/SAT. Our main focus right now will be with ACT. You are welcome to explore the other areas of the site as well.

Click on the "Study Guide for ACT" link in the blue heading bar.



StudyGuide Home Technical Support User Guide Logout

StudyGuide for ACT StudyGuide for PSAT StudyGuide for SAT

FIVE STEPS TO ACT SUCCESS

Step 1 - ACT Overview

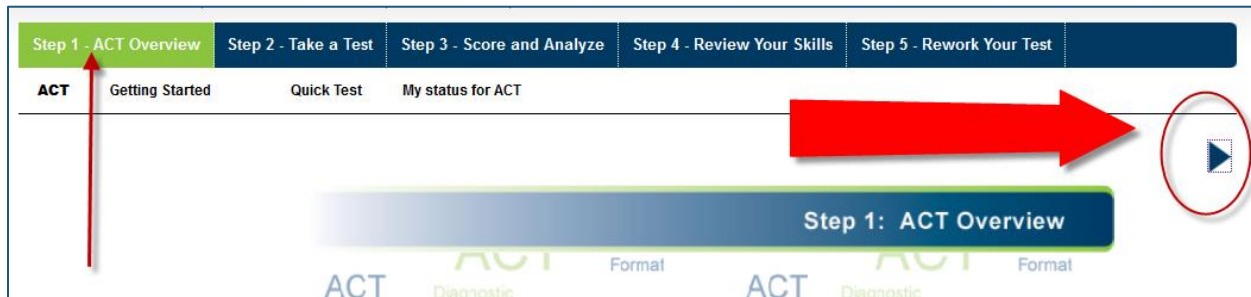
Step 2 - Take a Test

Step 3 - Score and Analyze

Step 4 - Review Your Skills

Step 5 - Rework Your Test

STEP ONE: ACT OVERVIEW

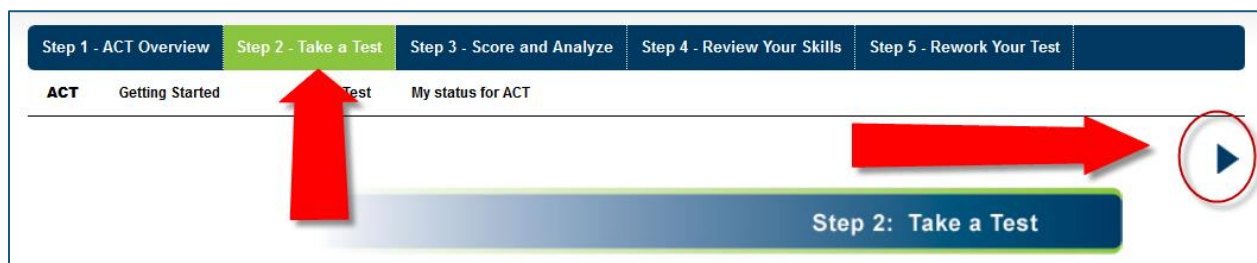


Click on **Step 1**. Click the **arrow** to the right to learn about:

- Structure of the ACT and timing of the sections
- Rules of the ACT
- Tips for testing day

TAKEN A PRACTICE TEST ALREADY? IF SO, SKIP TO STEP 4! NOT SURE? GO TO STEP 4 AND SEE IF YOU HAVE TEST RESULTS.

STEP TWO: TAKE A TEST



Some students take a practice test at school. If you have already taken the Practice ACT, you can skip to Step 4. If you are not sure if you took it already, go ahead to Step 4 and see if there are any test results there. If you have **not** taken a practice test:

- Click on **Step 2** then click the **arrow** on the right.
- Click on **the ACT link** to view the practice test PDF. Take the test and record your answers on paper. Be sure to time yourself by the rules.

Test #1 : Preparing for the ACT 2013-14 (Form 1267C)
The booklet is available in your guidance office or [online from ACT, Inc.](#)
This is the same test as the 2012-2013 practice test.

Test #2 : Preparing for the ACT (Form 0964E)

STEP 3: SCORE AND ANALYZE

Click on **Step 3** and then click on **Test 1 in the blue box** (Form 1267C)

Now That you've finished Step 2, it's time to score and analyze your test answers

Directions

1. Click on the box for the test you took.
2. Click on each section tab and enter your answers. If you didn't answer a question on your test skip it on the test.

1. Preparing for the ACT 2013-14 (Form 1267C)

2. Preparing for the ACT Form 0964E.

*Click on each **Section Number** and enter your answers in the bubbles.

*Double check before you click

Score this Section

Preparing for the ACT 2013-14 (Form 1267C)

Results Essay **Section 1** Section 2 Section 3 Section 4

Section 1 English

1 A B C D

2 F G H J

3 A B C D

4 F G H J

STEP 4: REVIEW YOUR SKILLS

Click on **Step 4**. Click on **My Status for ACT** to see your test results.

Step 1 - ACT Overview Step 2 - Take a Test Step 3 - Score and Analyze **Step 4 - Review Your Skills** Step 5 - Rework Your Test

ACT Getting Started Quick Test **My status for ACT**

You can see your scores and a link for the **Summary Report** and **Detailed Report**. **Print these out.**

To view your Skills Feedback Report, click on either the Summary Report (one page) or Detailed Report (section-by-section item analysis) for the test you took. To view your Essay Score/Analysis, click on the Essay Analysis button for the test you took.

Test	Math	English	Reading	Science
Preparing for the ACT 2013-14 (Form 1267C)	21	25	23	18

Click here to see your Time Spent

Summary Report Detailed Report Essay Not Taken

UNDERSTANDING YOUR REPORTS:

Summary Skills Feedback Report																																																																																																																								
Preparing for the ACT 2013-14 (Form 1267C)																																																																																																																								
Test Score Summary																																																																																																																								
English:25 Essay not scored	Math:21	Reading:23	Science:18																																																																																																																					
Composite: 22																																																																																																																								
Critical Skills Analysis																																																																																																																								
English	Math	Reading	Science																																																																																																																					
Grammar and Usage Diction Sentence Structure Organization and Strategy	Area / Perimeter / Volume Inequalities Equations of a Line Signed Numbers/Absolute Value	Reading: Idea Stated Reading: Main Idea Reading: Text Development	Inducing Principles Representing Data Predicting Outcomes																																																																																																																					
<table border="1" style="width: 100%; border-collapse: collapse;"> <thead> <tr> <th style="text-align: left;">English</th> <th style="text-align: center;">Right</th> <th style="text-align: center;">Wrong</th> <th style="text-align: center;">Blank</th> </tr> </thead> <tbody> <tr><td>E1 Punctuation</td><td style="text-align: center;">0</td><td style="text-align: center;">0</td><td style="text-align: center;">0</td></tr> <tr><td>E2 Grammar and Usage</td><td style="text-align: center;">23</td><td style="text-align: center;">2</td><td style="text-align: center;">3</td></tr> <tr><td>E3 Sentence Structure</td><td style="text-align: center;">15</td><td style="text-align: center;">2</td><td style="text-align: center;">2</td></tr> <tr><td>E4 Diction</td><td style="text-align: center;">6</td><td style="text-align: center;">4</td><td style="text-align: center;">0</td></tr> <tr><td>E5 Organization and Strategy</td><td style="text-align: center;">15</td><td style="text-align: center;">2</td><td style="text-align: center;">1</td></tr> </tbody> </table>	English	Right	Wrong	Blank	E1 Punctuation	0	0	0	E2 Grammar and Usage	23	2	3	E3 Sentence Structure	15	2	2	E4 Diction	6	4	0	E5 Organization and Strategy	15	2	1	<table border="1" style="width: 100%; border-collapse: collapse;"> <thead> <tr> <th style="text-align: left;">Math</th> <th style="text-align: center;">Right</th> <th style="text-align: center;">Wrong</th> <th style="text-align: center;">Blank</th> </tr> </thead> <tbody> <tr><td>M1 Variable Linear Equations</td><td style="text-align: center;">3</td><td style="text-align: center;">0</td><td style="text-align: center;">0</td></tr> <tr><td>M2 Signed Numbers/Absolute Value</td><td style="text-align: center;">1</td><td style="text-align: center;">1</td><td style="text-align: center;">1</td></tr> <tr><td>M3 Averages</td><td style="text-align: center;">1</td><td style="text-align: center;">0</td><td style="text-align: center;">0</td></tr> <tr><td>M4 Multiples and Factors</td><td style="text-align: center;">1</td><td style="text-align: center;">0</td><td style="text-align: center;">0</td></tr> <tr><td>M5 Ordering Numbers</td><td style="text-align: center;">0</td><td style="text-align: center;">0</td><td style="text-align: center;">0</td></tr> <tr><td>M6 Percents</td><td style="text-align: center;">0</td><td style="text-align: center;">0</td><td style="text-align: center;">1</td></tr> <tr><td>M7 Probability</td><td style="text-align: center;">2</td><td style="text-align: center;">1</td><td style="text-align: center;">0</td></tr> </tbody> </table>	Math	Right	Wrong	Blank	M1 Variable Linear Equations	3	0	0	M2 Signed Numbers/Absolute Value	1	1	1	M3 Averages	1	0	0	M4 Multiples and Factors	1	0	0	M5 Ordering Numbers	0	0	0	M6 Percents	0	0	1	M7 Probability	2	1	0	<table border="1" style="width: 100%; border-collapse: collapse;"> <thead> <tr> <th style="text-align: left;">Math</th> <th style="text-align: center;">Right</th> <th style="text-align: center;">Wrong</th> <th style="text-align: center;">Blank</th> </tr> </thead> <tbody> <tr><td>M31 Parallel and Perpendicular Lines</td><td style="text-align: center;">0</td><td style="text-align: center;">0</td><td style="text-align: center;">1</td></tr> <tr><td>M32 Sequences and Series</td><td style="text-align: center;">0</td><td style="text-align: center;">0</td><td style="text-align: center;">1</td></tr> <tr><td>M33 Polygons</td><td style="text-align: center;">3</td><td style="text-align: center;">0</td><td style="text-align: center;">1</td></tr> <tr><td>M34 Area / Perimeter / Volume</td><td style="text-align: center;">4</td><td style="text-align: center;">2</td><td style="text-align: center;">1</td></tr> <tr><td>M35 Right Triangles</td><td style="text-align: center;">2</td><td style="text-align: center;">0</td><td style="text-align: center;">1</td></tr> <tr><td>M36 Trigonometry</td><td style="text-align: center;">2</td><td style="text-align: center;">0</td><td style="text-align: center;">2</td></tr> </tbody> </table>	Math	Right	Wrong	Blank	M31 Parallel and Perpendicular Lines	0	0	1	M32 Sequences and Series	0	0	1	M33 Polygons	3	0	1	M34 Area / Perimeter / Volume	4	2	1	M35 Right Triangles	2	0	1	M36 Trigonometry	2	0	2	<table border="1" style="width: 100%; border-collapse: collapse;"> <thead> <tr> <th style="text-align: left;">Reading</th> <th style="text-align: center;">Right</th> <th style="text-align: center;">Wrong</th> <th style="text-align: center;">Blank</th> </tr> </thead> <tbody> <tr><td>R1 Reading: Vocabulary</td><td style="text-align: center;">0</td><td style="text-align: center;">0</td><td style="text-align: center;">2</td></tr> <tr><td>R2 Reading: Main Idea</td><td style="text-align: center;">4</td><td style="text-align: center;">1</td><td style="text-align: center;">2</td></tr> <tr><td>R3 Reading: Idea Stated</td><td style="text-align: center;">10</td><td style="text-align: center;">2</td><td style="text-align: center;">4</td></tr> <tr><td>R4 Reading: Infer from Text</td><td style="text-align: center;">9</td><td style="text-align: center;">0</td><td style="text-align: center;">2</td></tr> <tr><td>R5 Reading: Text Development</td><td style="text-align: center;">2</td><td style="text-align: center;">2</td><td style="text-align: center;">0</td></tr> </tbody> </table>	Reading	Right	Wrong	Blank	R1 Reading: Vocabulary	0	0	2	R2 Reading: Main Idea	4	1	2	R3 Reading: Idea Stated	10	2	4	R4 Reading: Infer from Text	9	0	2	R5 Reading: Text Development	2	2	0	<table border="1" style="width: 100%; border-collapse: collapse;"> <thead> <tr> <th style="text-align: left;">Science</th> <th style="text-align: center;">Right</th> <th style="text-align: center;">Wrong</th> <th style="text-align: center;">Blank</th> </tr> </thead> <tbody> <tr><td></td><td></td><td></td><td></td></tr> </tbody> </table>	Science	Right	Wrong	Blank				
English	Right	Wrong	Blank																																																																																																																					
E1 Punctuation	0	0	0																																																																																																																					
E2 Grammar and Usage	23	2	3																																																																																																																					
E3 Sentence Structure	15	2	2																																																																																																																					
E4 Diction	6	4	0																																																																																																																					
E5 Organization and Strategy	15	2	1																																																																																																																					
Math	Right	Wrong	Blank																																																																																																																					
M1 Variable Linear Equations	3	0	0																																																																																																																					
M2 Signed Numbers/Absolute Value	1	1	1																																																																																																																					
M3 Averages	1	0	0																																																																																																																					
M4 Multiples and Factors	1	0	0																																																																																																																					
M5 Ordering Numbers	0	0	0																																																																																																																					
M6 Percents	0	0	1																																																																																																																					
M7 Probability	2	1	0																																																																																																																					
Math	Right	Wrong	Blank																																																																																																																					
M31 Parallel and Perpendicular Lines	0	0	1																																																																																																																					
M32 Sequences and Series	0	0	1																																																																																																																					
M33 Polygons	3	0	1																																																																																																																					
M34 Area / Perimeter / Volume	4	2	1																																																																																																																					
M35 Right Triangles	2	0	1																																																																																																																					
M36 Trigonometry	2	0	2																																																																																																																					
Reading	Right	Wrong	Blank																																																																																																																					
R1 Reading: Vocabulary	0	0	2																																																																																																																					
R2 Reading: Main Idea	4	1	2																																																																																																																					
R3 Reading: Idea Stated	10	2	4																																																																																																																					
R4 Reading: Infer from Text	9	0	2																																																																																																																					
R5 Reading: Text Development	2	2	0																																																																																																																					
Science	Right	Wrong	Blank																																																																																																																					

Critical Skills Analysis: shows your weakest areas of the test

Blue Hyperlinks: take you directly to the review site for practice

Detailed Report: shows individual question results

Section by Section Item Analysis																					
Section 1																					
English																					
Question #	1	2	3	4	5	6	7	8	9	10	11	12	13	14	15	16	17	18	19	20	
Your Answer	B	J	D	G	B	J	D	F	A	H	A	H	D	G	B	G	C	G	D	F	
Right/Wrong	R	R	R	W	R	R	R	R	R	R	R	R	R	R	R	R	R	R	R	R	
Major Skill	UM	UM	RH	UM	RH	UM	RH	UM	RH	UM	RH	UM	UM	UM	RH	UM	UM	RH	RH	RH	
Specific Skills	E2	E2	E3	E2	E5	E3	E6	E3	E3	E2	E6	E2	E2	E2	E6	E2	E2	E6	E4	E6	

Step 1 - ACT Overview
Step 2 - Take a Test
Step 3 - Score and Analyze
Step 4 - Review Your Skills
Step 5 - Rework Your Test

ACT Getting Started Quick Test My status for ACT

Step 4: Review Your Skills

Now that your Critical Skills have been identified, it's time to get to work on lessons and quizzes targeted to improve these weak areas and raise your score. Once you have completed the lessons and quizzes targeted to your Critical Skills, you may want to review other skills as well.

Click here to review your **Critical Skills**

All English Lessons

All Math Lessons

All Reading Lessons

All Science Lessons

From **Step 4**, you can also link to the subject area review sites.

Example: when you click on **All Math Lessons**, all of the skills are listed. Simply click on the blue hyperlink to go to the lessons.

Math Lesson		
Analyzing Information	Basic Math Skills	Coordinate Geometry
Averages	Variable Linear Equations	Systems of Equations
Tables/Charts/Graphs	Signed Numbers/Absolute Value	Equations of Lines
Matrices	Multiples and Factors	
	Ordering Numbers	
	Probability	
	Ratios	
	Powers and Roots	
	Factoring Quadratic Equations	
	Polynomials	

STEP 5: REWORK YOUR TEST

Click on **Step 5**. Select the **Blue Test 1**.

Using the test, rework the questions you missed. Record the new answer choices and submit. Click the **Results tab** to see your improved score.

The screenshot shows the ACT preparation interface. At the top, there are five tabs: Step 1 - ACT Overview, Step 2 - Take a Test, Step 3 - Score and Analyze, Step 4 - Review Your Skills, and Step 5 - Rework Your Test. The Step 5 tab is highlighted in green. Below the tabs, there are links for ACT, Getting Started, Quick Test, and My status for ACT. The main content area is titled "Preparing for the ACT 2013-14 (Form 1267C)". There are five tabs: Results, Essay, Section 1, Section 2, Section 3, and Section 4. The Section 1 tab is circled in red. Below the Section 1 tab, there is a section titled "Section 1 English" with five questions. Each question has a radio button and a hint link. The first question (4) has options F, G, H, J. The second question (24) has options F, G, H, J. The third question (30) has options F, G, H, J. The fourth question (61) has options A, B, C, D. The fifth question (63) has options A, B, C, D.