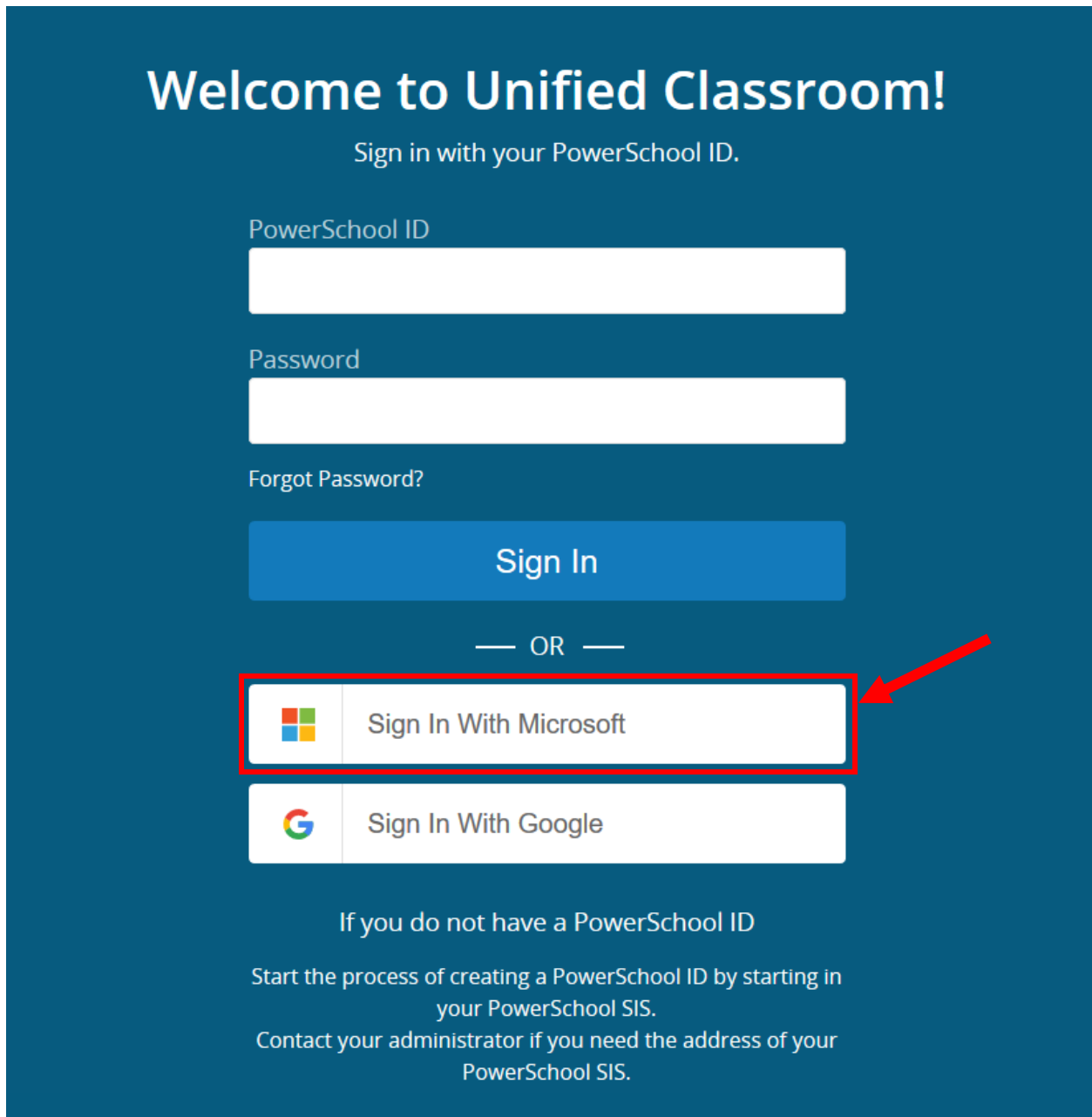


Student Accessing Pearson EasyBridge Single Sign-On Through Unified Classroom

1. Log into **Unified Classroom** <https://classroom.powerschool.com>
2. When logging into Unified Classroom use the **“Sign In With Microsoft”** sign in box.



Welcome to Unified Classroom!

Sign in with your PowerSchool ID.


PowerSchool ID


Password

Forgot Password?

Sign In

— OR —

 **Sign In With Microsoft**

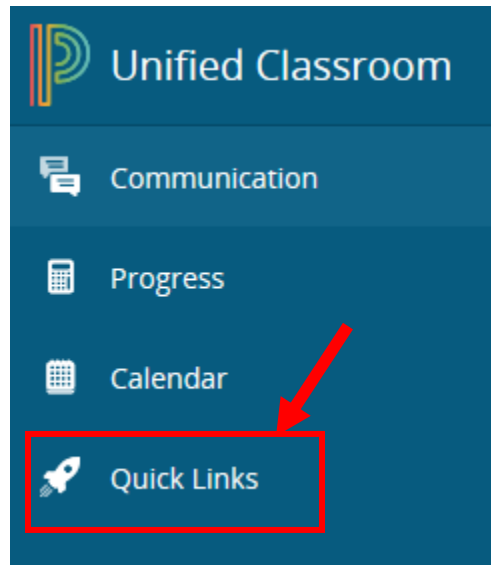
 **Sign In With Google**

If you do not have a PowerSchool ID

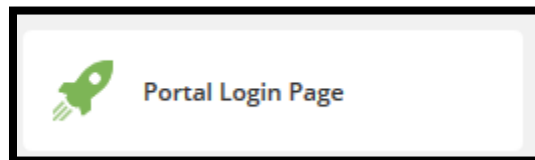
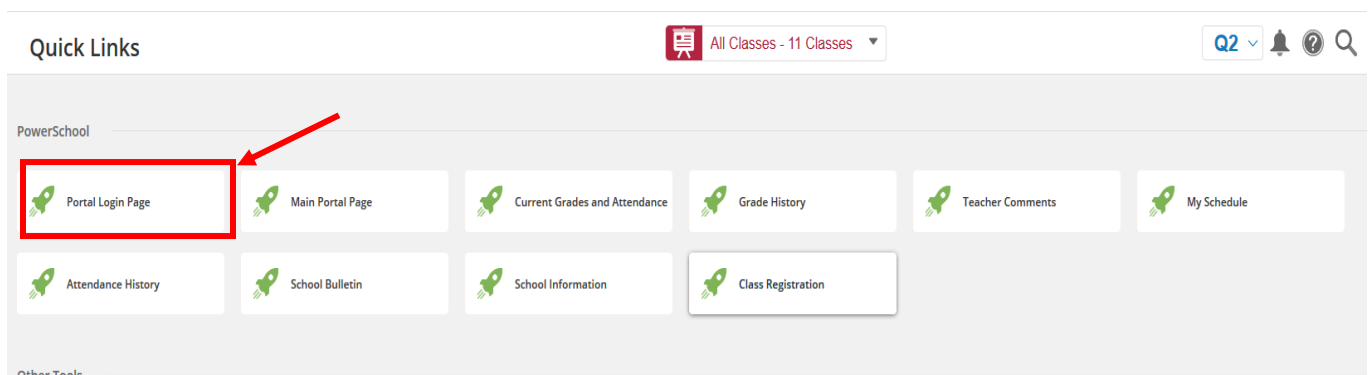
Start the process of creating a PowerSchool ID by starting in your PowerSchool SIS.

Contact your administrator if you need the address of your PowerSchool SIS.

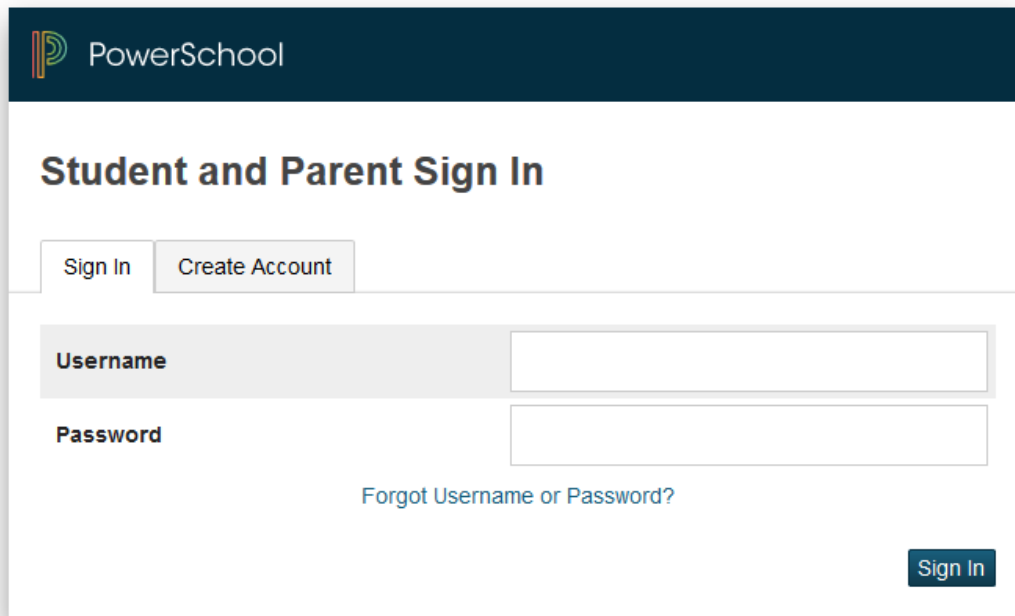
3. Once the student is signed into Unified Classroom, on the Left Menu bar click Quick Links.



4. Once the Quick Links page displays click Portal Login Page link.

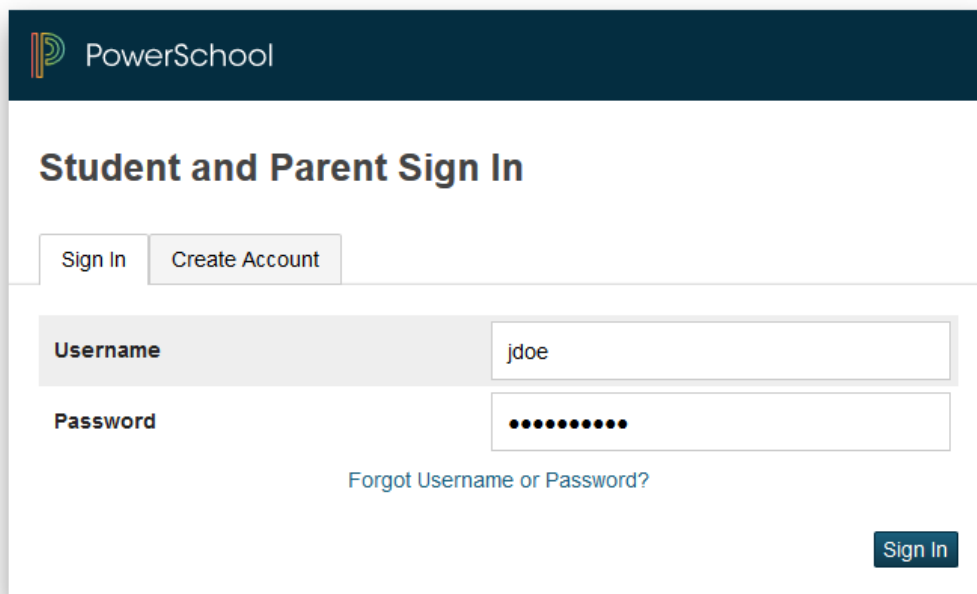


5. After the student click the Portal Login Page link a new tab will open and the login screen for the former Student and Parent Sign In portal will display.



The image shows the PowerSchool login page. At the top left is the PowerSchool logo. Below it is the heading "Student and Parent Sign In". There are two tabs: "Sign In" (selected) and "Create Account". Below the tabs are two input fields: "Username" and "Password". Below the password field is a link that says "Forgot Username or Password?". At the bottom right is a "Sign In" button.


6. Student will have to login as before, so they will only enter username with no email domain and their password.





The image shows the PowerSchool login page with the "Sign In" tab selected. The "Username" field contains the text "jdoe" and the "Password" field contains ten black dots. Below the password field is a link that says "Forgot Username or Password?". At the bottom right is a "Sign In" button.


7. Once logged into the Student Portal on the Start Page click the Pearson Courses link in the left Navigation menu bar.


Navigation


 Grades and Attendance

 Grade History


 Attendance History


 Teacher Comments


 School Bulletin


 Class Registration

 IGP Success Viewer

 Curriculum Browser

 My Schedule

 School Information

 Pearson Courses

8. After clicking on Pearson Courses student should be automatically signed into Pearson EasyBridge website.

